



# DEFENSE LOGISTICS AGENCY

AMERICA'S COMBAT LOGISTICS SUPPORT AGENCY



## ***How to Designate Property for Computers for Learning***

***A walkthrough guide for Generators***



# Outline

- **Purpose**
- **Who is eligible for CFL?**
- **Types of Schools**
- **Turn-In Requirements**
- **Designation Overview**
- **Who can I Designate to?**
- **Step by Step process**
- **Points of Contact**



# Purpose

- The purpose of a Generator being able to designate property is to enhance the reutilization of excess computer equipment, improve the technological capabilities of the school or organization, and most importantly allow the Generating activity to assist their local community by designating the property to a local school or organization.



# Who is Eligible for CFL?

- Schools and education nonprofit organizations can participate in the DOD CFL program. A school is eligible to participate if it is a public, private or parochial school serving pre-kindergarten through grade 12 students.
- An educational nonprofit organization must meet three criteria in order to participate. First, it must serve pre-kindergarten through grade 12 students only. Second, it must be tax-exempt under section 501(c) of the U.S. tax code. Third, it must operate primarily for the purpose of education.



# Types of Schools

- Public Schools
  - Serving K-Grade 12
  - Accredited through the Department of Education
- Parochial/Private
  - Serving K-Grade 12
  - Accredited through the Department of Education
  - EUC required for DEMIL Q
- Educational Non-Profit
  - 501c3 non-profit organization
  - Must be educational institution serving K-Grade 12
  - EUC required for DEMIL Q



# Turn-In Requirements

- Computers are turned in to DLA Disposition Services as excess (either physically or as a receipt in place)
- Hard drives removed/degaussed as per DOD guidance. For Maximum Reutilization potential we strongly suggest that the hard drives are degaussed.  
<http://www.drms.dla.mil/turn-in/usable/cpu-turn-in-guide.pdf>
- Follow normal screening process
- Computers For Learning is a Special Program, and screens for property during the Reutilization Cycle, however, they are not allocated the property until the last day of the cycle.



# School Designation

- Generators can designate a specific school to receive their excess IT equipment
- Excess IT equipment must first be reported to your local DLA Disposition Services Field Activity. If your Activity has already selected a school or will be selecting a school, the Activity is encouraged to receive the items in place to ensure convenience for the school as well as condition of the equipment.
- Generating Activities that have contacted their local school districts and found local school partners can provide a variety of services that may include tutoring, installation and repair of equipment, as well as the transfer of computers and related equipment.




# Who can I designate to?

- You can designate to any school that is approved under the DOD Computers for Learning program and is currently in good standing.
- Generators can query the DOD CFL website to determine if schools in their vicinity are registered with the program.
- You can also confirm that the school is registered by talking with them directly or by asking the CFL office by emailing [DODCFL@dla.mil](mailto:DODCFL@dla.mil). They must have a valid username/DODAAC for the designation process to work.
- For Private and Non-Profit schools/Organizations they need to be approved and have a valid EUC in place to receive DMEIL Q computers. Public Schools do not need this document.





# Step by Step Guide

- The things you will need before beginning:
  - Your DODAAC
  - The username (DODAAC) of the schools/organizations that you want to designate to
- The next few slides will give you a step by step guide to designate property to a school/organization. Please use the text and pictures  to assist you. The 's' will point you to the next step in the process.

**Reminder** that a CFL Approved Public school can receive DEMIL A and Q computers. An approved Private or Non-Profit can receive DEMIL A and, if they have a valid EUC, DEMIL Q.



# Go to Website

- First go to the DOD CFL website at <https://www.drms.dla.mil/rtd03/cfl/index.shtml>
- Once at our site click on the **Turn-In/Generator information** link

**DEFENSE LOGISTICS AGENCY**  
Disposition Services

[Site Index](#) | [Policy Statements](#) | [FOIA](#) | [Contact Us](#)

» Home » CFL

- DLA Disposition Services Home
- CFL Home
- EO 12999
- Eligibility/Information
- FAQs
- Turn-In/Generator Information**
- Contact Us
- Forgot Password
- Forgot Login ID

**ABOUT US** | **PUBLIC AFFAIRS** | **PUBLICATIONS** | **FAQS**

**Department of Defense Computers For Learning Program**  
**Welcome to the Department of Defense (DOD) Computers for Learning (CFL) Program**

The DOD CFL program was created to provide useful IT equipment to schools and educational nonprofit organizations serving grades pre-K through 12. The DOD CFL program is designed to streamline the transfer of excess and surplus DOD IT equipment to schools.

The application process is simple, just apply on-line and submit a Memorandum of Agreement. In addition, Private and Parochial Schools and Non-Profit Educational Entities also need to complete and submit an End Use Certificate (EUC) and be approved through the Trade Security Control (TSC) Office.

**NOTE:** You must use Internet Explorer to complete the forms required for the CFL program

**Are you a NEW user? Register Here:**

- Public Schools
- Private/Parochial Schools
- Non-Profit Entities

**Are you a RETURNING user?** **Are you a First Time user?**

- Login/Search
- Walk Through Guide

[View List of Approved Schools:](#)  
[View a List of Approved Educational Non-Profits](#)

For CFL Program information/comments, contact: (via e-mail) [Customer Service](#), or phone (Comm.) 1-877-352-2255  
For Application/Technical Support, contact (via e-mail) [DRMS Helpdesk](#), or phone (Comm.) 269-961-4999, (DSN) 661-4999



# Generator Area

Click on the **DOD Generating Activity** Button

DRMS Home
CFL Home
EO 12999
Eligibility/Information
FAQs
<b>Turn-In/Generator Information</b>
Contact Us
Forgot Password
Forgot Login ID

<b>ABOUT DRMS</b>	<b>PUBLIC AFFAIRS</b>	<b>PUBLICATIONS</b>	<b>FAQS</b>
<b>Department of Defense Computers For Learning Program</b>			
<b>Turn-In / Generator Information</b>			
<p>Turn-In Activities can designate a specific school to receive their excess IT equipment.</p>			
<p>To learn more on "<a href="#">How To Designate Property For Computers For Learning</a>" review this Power Point presentation. It will provide you •Purpose •Who is eligible for CFL? •Types of Schools •Turn-In Requirements •Designation Overview •Who can I Designate to? •Step by Step process •Points of Contact</p>			
<p>Excess IT equipment must first be reported to your local DRMO. Turn-In Activities must ensure they follow the DOD guidelines for turning in IT equipment. This guidance can be found at: <a href="http://www.drms.dla.mil/turn-in/">http://www.drms.dla.mil/turn-in/</a> If your Activity has already selected a school or will be selecting a school, the Activity is encouraged to receive the items in place to ensure convenience for the school as well as condition of the equipment. Activities can query the DOD CFL website to determine if schools in their vicinity are registered with the program. The DOD CFL website facilitates the process of finding schools and educational nonprofit organizations with needs that match the Generating Activities' excess computer equipment. Generating Activities that have established partnership arrangement with schools in their vicinity should help those schools register on the DOD CFL website.</p>			
<p>In addition, Activities that have contacted their local school districts and found local school partners can provide a variety of services that may include tutoring, installation and repair of equipment, as well as the transfer of computers and related equipment.</p>			
<p><b>DOD Generating Activity</b> ←</p>			




# Enter DODAAC


- First enter your **DODAAC** that you turned your property into DLA Disposition Services with
- Then click **LOGIN**

## Department of Defense Computers For Learning Program (DoD CFL)

### Generator Login Page

Please enter your DODAAC then click Login.

**1** 

 **2**

[CFL Home](#)

[Fresh Start](#)



# Designate Equipment

- Once you enter your DODAAC you will see this screen showing your DODAAC and mailing, domestic, and shipping info.
- If this is your information you will click the ***Designate Equipment for School/Organization*** link

Department of Defense Computers For Learning Program (DoD CFL)

[Designate Equipment for School/Organization](#)

DODAAC:  
YK025L

**MAIL INFO:**

TEST SCHOOL 2  
(123)132-1231 (MIKE JOHNSON)  
TEST SCHOOL 2  
CALHOUN, MI 49017

**DOMESTIC INFO:**

**SHIPPING INFO:**

IF THIS IS NOT YOU PLEASE CLICK [HERE](#)

[CFL Home](#) [Fresh Start](#)



# Select Items

- You will now see a list of everything you have on record that is eligible for CFL. It will tell you how many are available.
- Select the item you want to designate by clicking the blue link to the left under **Assign**. (example if I want to designate the LAPTOP that is DEMIL Q and Value of \$1,942.00 I would click the **5 Left** link on the same line)

## CFL Generator Assignment Page

### DoD CFL FU6611 Assignments

Page # 1

[Reload](#)

<i>Assign</i>	<i>Nomenclature</i>	<i>Condition Code</i>	<i>Acquisition Value</i>	<i>Disposal Turn-In Document</i>	<i>Demil Code</i>
<a href="#">5 Left</a>	LAPTOP	F7	\$1,942.00	FU661183030001	Q
<del><a href="#">0 Left</a></del>	<del>LAPTOP</del>	<del>F7</del>	<del>\$1,625.00</del>	<del>FU661183030004</del>	<del>A</del>
<a href="#">5 Left</a>	LAPTOP	F7	\$1,625.00	FU661183380000	Q
<a href="#">0 Left</a>	LAPTOP	F7	\$2,470.00	FU661183380001	Q
<a href="#">11 Left</a>	LAPTOP	F7	\$1,942.00	FU661183380002	Q

5 items found, 20 items per page.

[Reload](#)



# Select Quantity

- Once you have clicked the link it will open that item in the left side of the window
- You will then enter the DODAAC of the school/organization that you want to designate to and the quantity of that item that you want to go to that school
  - *Hint:* If you have 10 laptops on 1 DTID you can designate all 10 to one school or 1 each to 10 different schools or any combination. What ever you do not designate will be available for anyone to requisition.
- When complete click **Assign Items**

**CFL Generator Assignment Page** [Help](#)

**Item(s) to assign:**

Nomenclature:	LAPTOP
DTID:	FU661183030001
Demil Code:	Q
Qty Available:	5
Qty Left to Assign:	5

**1**

**New Assignment**

**2**

Dodaac:  [Search for School Dodaac](#)

Quantity:

**3**

**DoD CFL**  
**FU6611 Assignments**  
Page # 1  
[Reload](#)

Assign	Nomenclature	Condition Code	Acquisition Value	Disposal Turn-In Document	Demil Code
5 Left	LAPTOP	F7	\$1,942.00	FU661183030001	Q
0 Left	LAPTOP	F7	\$1,625.00	FU661183030004	A
5 Left	LAPTOP	F7	\$1,625.00	FU661183380000	Q
0 Left	LAPTOP	F7	\$2,470.00	FU661183380001	Q
11 Left	LAPTOP	F7	\$1,942.00	FU661183380002	Q

5 items found, 20 items per page.

[Reload](#)



# Continue until Complete

- Continue with this process until you have designated everything that you would like to designate.
- At the end of DOD screening, if not requisitioned by a DOD agency, the requisition will kick out and once it does the DLA Disposition Services Field Activity will contact the school to arrange for transportation of the

**REQUEST:** If you could take photographs of yourself assisting with loading of computers to the school, or any photo with yourselves with the equipment we are always looking for good Public Relation opportunities and we would appreciate if you could send anything to us. Please use the contact info on the last slide. Thank you





# Points of Contact

- For IT Turn-in requirements:  
<http://www.drms.dla.mil/turn-in/usable/special-property-disposal-process.shtml#IT>
- For more information on DOD CFL Program:  
[www.drms.dla.mil/rtd03/cfl/index.shtml](http://www.drms.dla.mil/rtd03/cfl/index.shtml)
- To Contact the CFL office:  
[DODCFL@dla.mil](mailto:DODCFL@dla.mil)

# DEFENSE LOGISTICS AGENCY

AMERICA'S COMBAT LOGISTICS SUPPORT AGENCY

